



PRAYAAG INTERNATIONAL SCHOOL, PANIPAT

SESSION-2022-2023

HOLIDAYS HOMEWORK

GRADE-III



General Instructions:-

- The holiday homework must be done in a very neat and presentable manner.
- Make a separate file folder with your name , class and section properly mentioned on it.
- Every work of the child will be assessed on the basis of the presentation, neatness, completion of all the given questions and timely submission.

ENGLISH







A. Complete the given activities in a scrapbook

1. Paste 5 pictures each of common nouns and proper nouns.

2. Make up a crossword puzzle. Use the singular nouns for the clues and fill the plural nouns in answers in the crossword puzzle.

3. Paste 10 pictures of masculine nouns matching their feminine nouns. Do not forget to mention the names of their respective gender noun.

4. Look at the pictures given below. Write who the object in the picture belongs to. Remember to use an apostrophe.

	<p>Bobby (rabbit)</p> <p>Bobby's rabbit</p>
	<p>Susie (bottle)</p> <p>_____</p> <p>_____</p>
	<p>Mary (flowers)</p> <p>_____</p> <p>_____</p>
	<p>Clyde (lasso)</p> <p>_____</p> <p>_____</p>
	<p>Ben (motorbike)</p> <p>_____</p> <p>_____</p>
	<p>Janet (umbrella)</p> <p>_____</p> <p>_____</p>

5. Write the names of three friends and paste three activities that you would like to do with them.

6. Record yourself in a video expressing how much you love your mother.

B. Here are the links of some interesting videos for you. The purpose is to inculcate the habit of watching English content, broadening the view, getting life skill lessons and learn to express your own point of view.

Story1- <http://youtu.be/3F0WLIY0dLg>

Story2- <http://youtu.be/Gn2Fyvpuu68>

Story3 - http://youtu.be/2K_A_UNibAw

On the basis of the video review the following questions:

(a) Who was the your favourite character and why?

(b) What did you learn from the video?

You can describe about any of the one videos which you consider your favourite.

(c) Revise all your lessons done in the class.

हिंदी

- पंचतंत्र की कोई पाँच कहानियाँ पढ़िए और बताइए आपको कौन सी कहानी अच्छी लगी और क्यों?
- आपको सप्ताह के दिनों में कौन सा दिन सबसे अच्छा लगता है और क्यों ?
- करवाए गए पूर्ण पाठ्यक्रम की दोहराई करें
- दी गई कार्य पत्रिकाएँ कीजिए

Mathematics

1. Do work sheet of ch-1 (Numbers) Page no. 3 and 4 from practice section.

2. Do work sheet of ch-2 (Addition) Page no. 7 and 8 from practice section.

3. Learn tables 2 to 15 and make a table booklet in any creative shape and write the tables in it from 2 to 15.

4. Make an abacus of 4-digit number using thermocol sheet, thermocol balls, toothpicks, coloured chart and sketch colours. Make it in a creative way.

5. Revise the syllabus of Maths done in months of April and May.

* Make a separate notebook for math holiday homework.*

Environmental Studies

1. Happy Father's Day (June 19' 2022)

A Dad is someone who holds you when you cry, scolds you when you break the rules, feels proud when you succeed and has faith in you even if you fail. Make a lovely greeting card for your father with a heart touching message in it for HIM.

2. Observe any 3 animals in your surrounding (ants, lizard, bee, dog, birds etc.) and draw or paste pictures of them. Also write any one thing that you observed about them.
3. Collect 5 to 7 different types of leaves. Take their prints to make a beautiful scenery on A3 size sheet (USE DIFFERENT COLOURS) take help from page no.24 in EVS book.
4. Make a bird feeder with the help of waste material.
OR
5. Make a nest (by using grass, leaves, feathers, paper etc.) and place artificial birds.
6. Interview your elders and explore about your family and fill the given sheet:

MY FAMILY IS UNIQUE

a. Me and my _____ has/have same _____ that's why I look like my _____.

b. Any two similarities between habits of my family members:

c. Any two customs/practices followed by my family members:

5. Read chapter 1 to 5 and complete the book work.
6. Revise all the work done till now and do the worksheets again and learn them.

Worksheet

Name _____



Subject: EVS

Class: _____

Q.1. Answer the following questions:

- (a) Name two animals that eat grass: _____
- (b) Name two animals that eat flesh: _____
- (c) Name two animals that live in water: _____
- (d) Name two animals that have wings: _____
- (e) Name two animals that can hop: _____

Q.2. Identify the following animals. Write their names and colour the pictures:-



Q.3. Give an example of:-

- (a) a beautiful bird with blue green long feather: _____
- (b) an animal which gives us wool: _____
- (c) an animal which gives us milk: _____
- (d) an animal with four legs: _____
- (e) an animal with no legs: _____

Q.4. Tick the correct answers:-

- (a) A bird: croaks / chirps
- (b) A cat: moos / mews
- (c) A dog: neighs / barks
- (d) A frog: croaks / chirps
- (e) A lion: roars / brays

Q.5. Arrange the following animals according to the place where they live:-

CROW, LION, TIGER, FISH, PARROT, CROCODILE, OCTOPUS, BEES, SPARROW, ZEBRA, DOG, TORTOISE.

LAND

WATER

AIR

Q.6. Name the following:-

(a) two big trees: _____

(b) two plants whose flowers you like: _____

(c) two plants whose leaves are eaten: _____

(d) two plants whose roots are eaten: _____

(e) two plants with soft stem: _____

Q.7. Name the trees or plants which give us:-

(a) medicine: _____

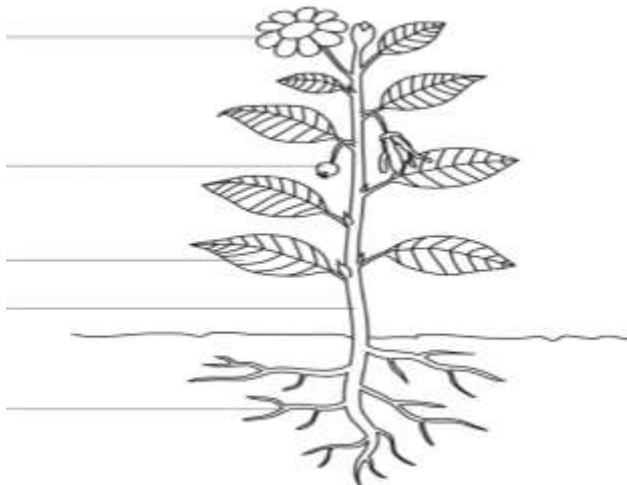
(b) perfume: _____

(c) fruit: _____

(d) vegetable: _____

(e) oil: _____

Q.8 Name the parts of the plant and colour it:-



Q.9. Draw, name and colour three objects that have patterns of flowers or leaves on them:-

--	--	--

Q.10. Encircle the odd one out:-

(a) Bathroom-

Bucket

Tub

Bed

Soap

(b) Bedroom-

Bed

Almirah

Bucket

Dressing Table

(c) Drawing Room-

Sofa

Table

Television

Sink

(d) Kitchen-

Gas

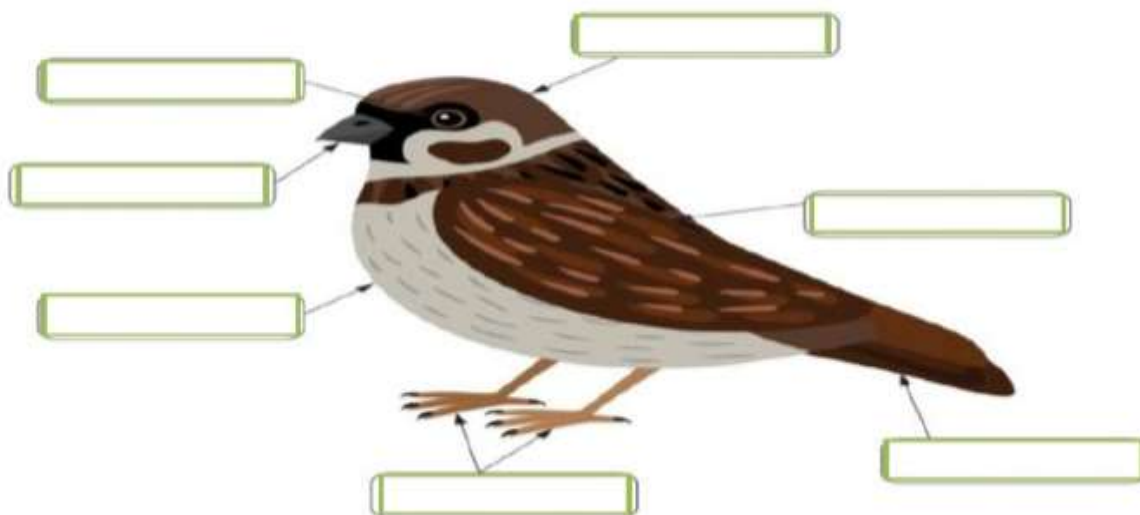
Stove

Shower


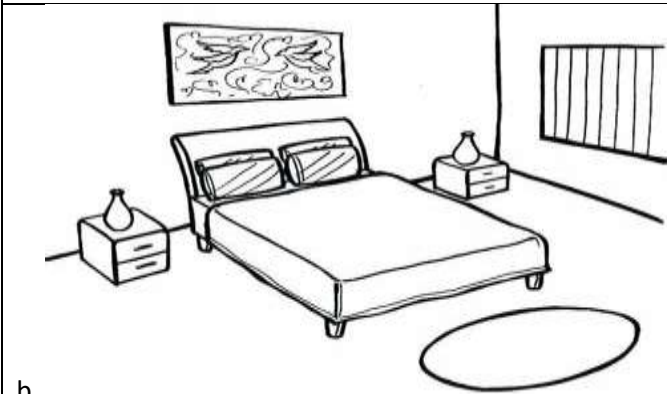
Utensils Fridge

Q.11. Label the parts of a Bird.

head, wing, eye, beak, abdomen, claws, tail



Q.12. Name the part of this house and colour the pictures:



Q.13. Tick the correct answer

1. Birds are the only animals with _____ on their bodies
a) leather b) feathers c) None of these
2. Birds have _____ to fly.
a) beak b) claws c) wings
3. Birds have a _____ shaped body
a) boat b) bus c) auto
4. Birds _____ helps in changing direction while flying
a) claws b) feathers c) tail
5. When the wings move upwards and backwards, this movement is called
a) Upstroke b) Downstroke c) Both
6. A bird's body, wings and tail are covered with _____
a) feather b) skin c) both
7. _____ feathers are found in wings and tail
a) Body b) Down c) Flight
8. _____ feathers are soft and fluffy
a) Flight b) Down c) Body
9. _____ feathers keep the bird warm
a) Down b) Flight c) Body
10. _____ feathers give shape to the birds body
a) Flight b) Body c) Down

COMPUTER




Name: _____

Date: _____

Class: III

Subject: Computer

Q-1 Draw the following table in colored A4 Sheet and fill it by pasting or drawing the pictures (Any 5).one example is given below.

Sr. No	INPUT	PROCESS	OUTPUT
Example:			
1			
2			
3			
4			
5			

Q-2 Learn and Prepare Lesson-1,2 for class Test in July.

Q-3 Draw a picture of computer and Color it (Monitor, CPU, Keyboard, and Mouse)